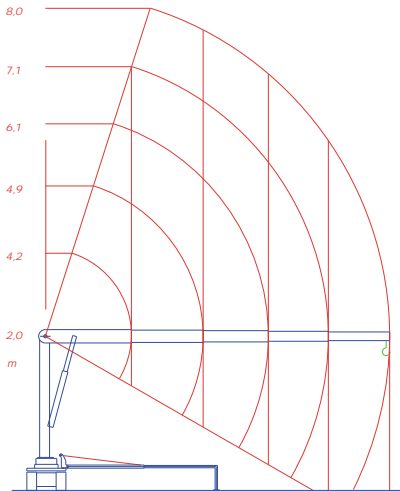


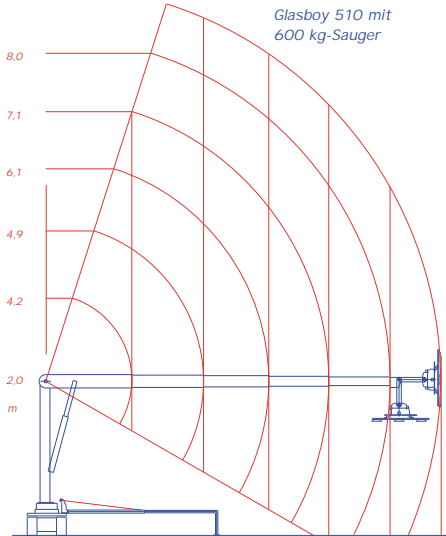
Glasboy 510

Glasboy 510 mit 600 kg-Sauger

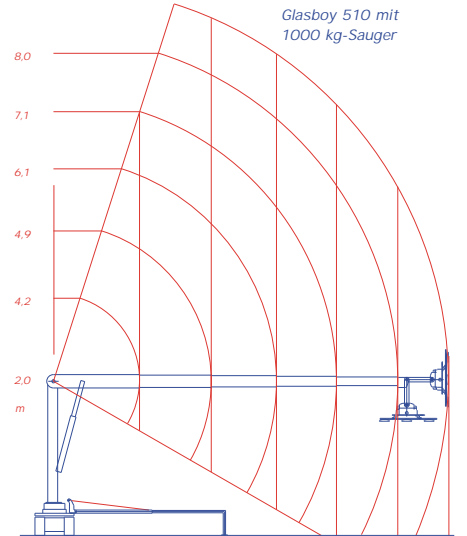
Glasboy 510 mit 1000 kg-Sauger



m	1.7	3.1	4.4	5.7	6.7
kg	2900	1650	1120	850	700



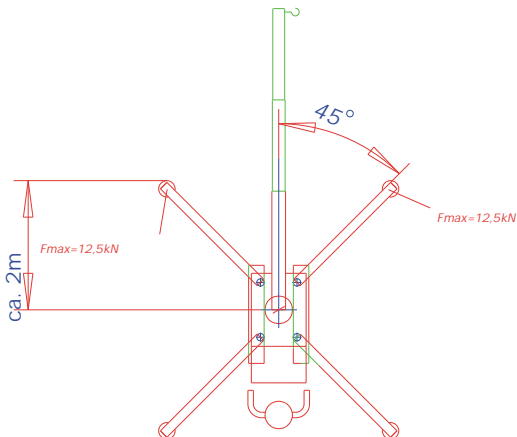
m	1.7	3.1	4.4	5.7	6.7	7.5
kg	600	600	600	600	500	410



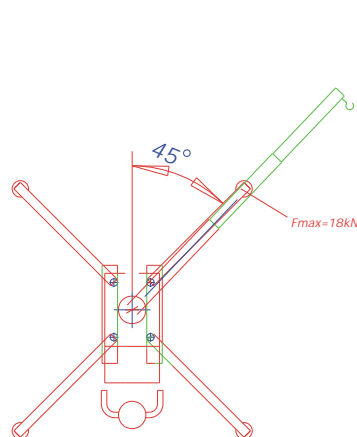
m	1.7	3.1	4.4	5.7	6.7	7.5
kg	1000	1000	920	650	500	410

Tragkraft kg bei Ausladung m

guenstige Flaechenpressung  
optimale Arbeitsposition



ungenuegstige Flaechenpressung



Aktionsradius

